

Be ready at A

1. Turn and jog to B
2. At B stop and backup
3. Turn a little over $\frac{3}{4}$ to the left on front legs
4. Lope left lead and between C and D lead change
5. At E stop and turn right on hind leg
6. Jog and jog circle between C and B
7. at B stop

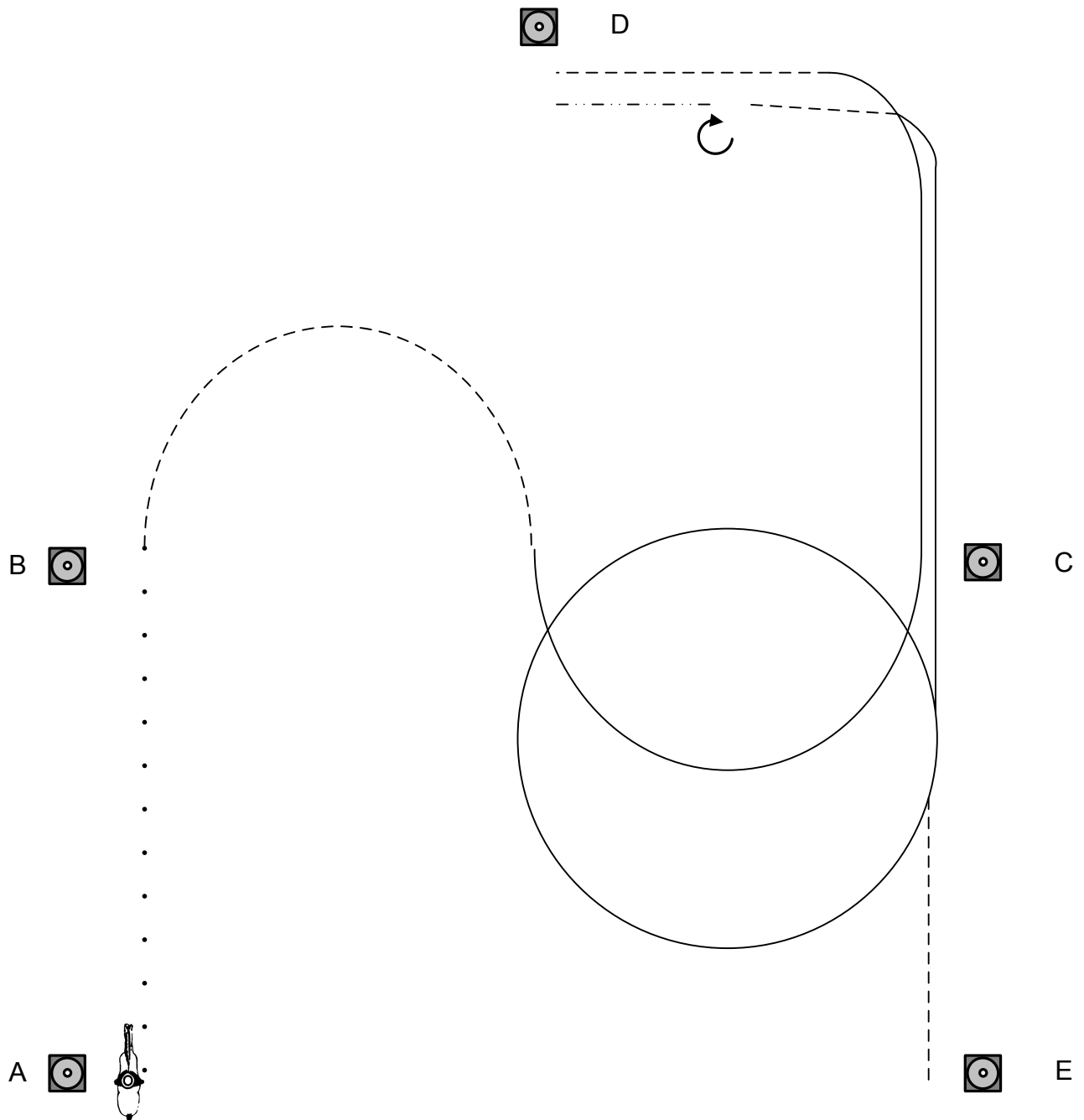
- • • Walk
- Jog
- Lope
- · - · Backup

Horsemanship Beginners

AVS Western Riding Cup 2017



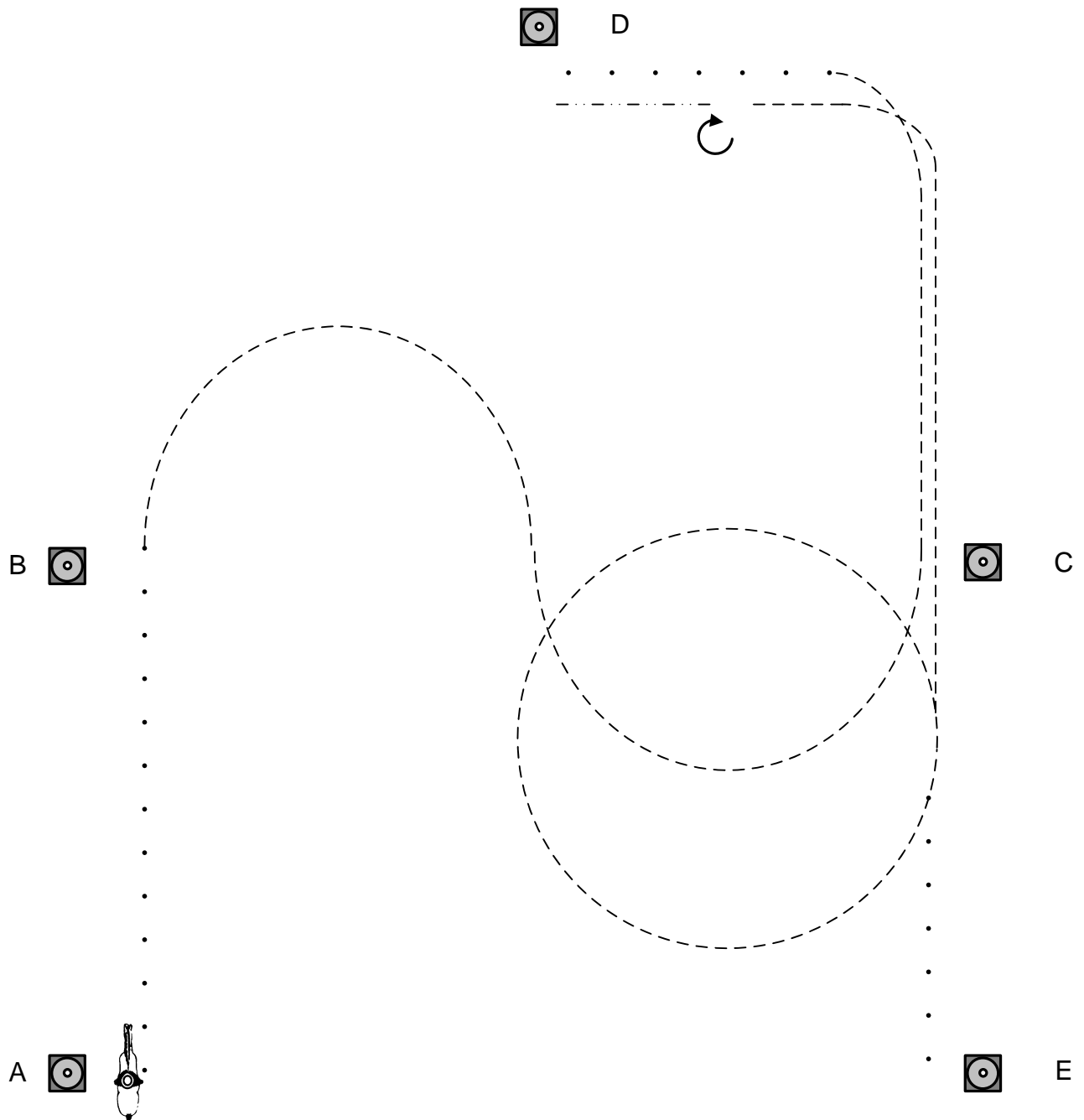
D.A.W.R.A.
Dutch Arabian Western Riding Association



Be ready at A

1. Walk to B
2. At B Jog half circle
3. Between B and C lope left lead, before D jog
4. At D stop and backup one horselength
5. Turn right
6. Jog and in corner lope right lead
7. Between C and E circle in lope
7. After circle jog to E
8. Stop at E

- • • **Walk**
- - - **Jog**
———— **Lope**
- · - · **Backup**

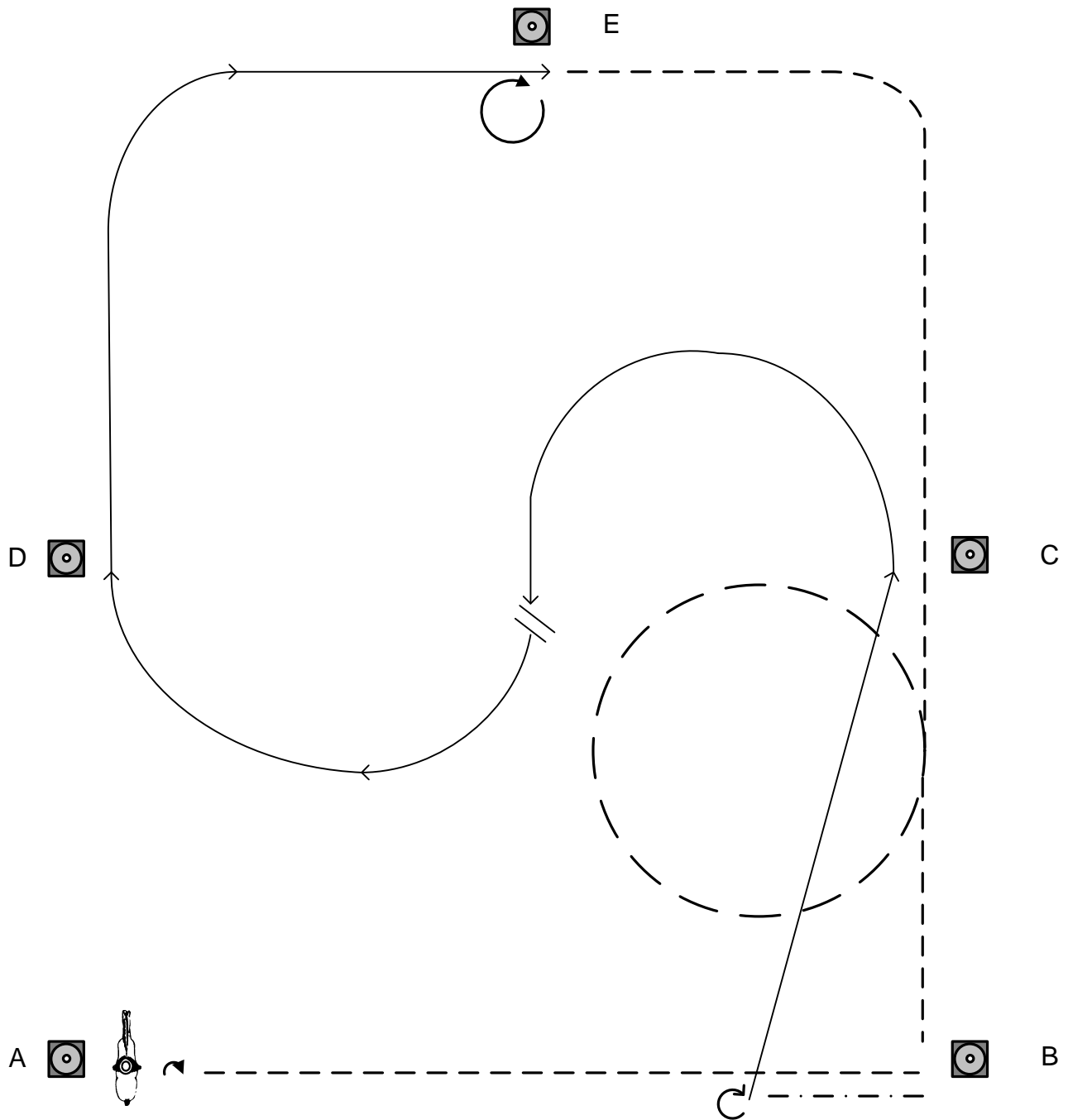


Be ready at A

1. Walk to B
2. At B serpentine to C
3. Before D walk
4. At D stop and backup one horselength
5. Turn right
6. Jog and between C and E circle in jog
7. After circle walk to E
8. Stop at E

• • • **Walk**
- - - **Jog**
— — — **Lope**
- · - · - **Backup**

Hunt Seat Equitation Amateur/Open AVS Western Riding Cup 2017



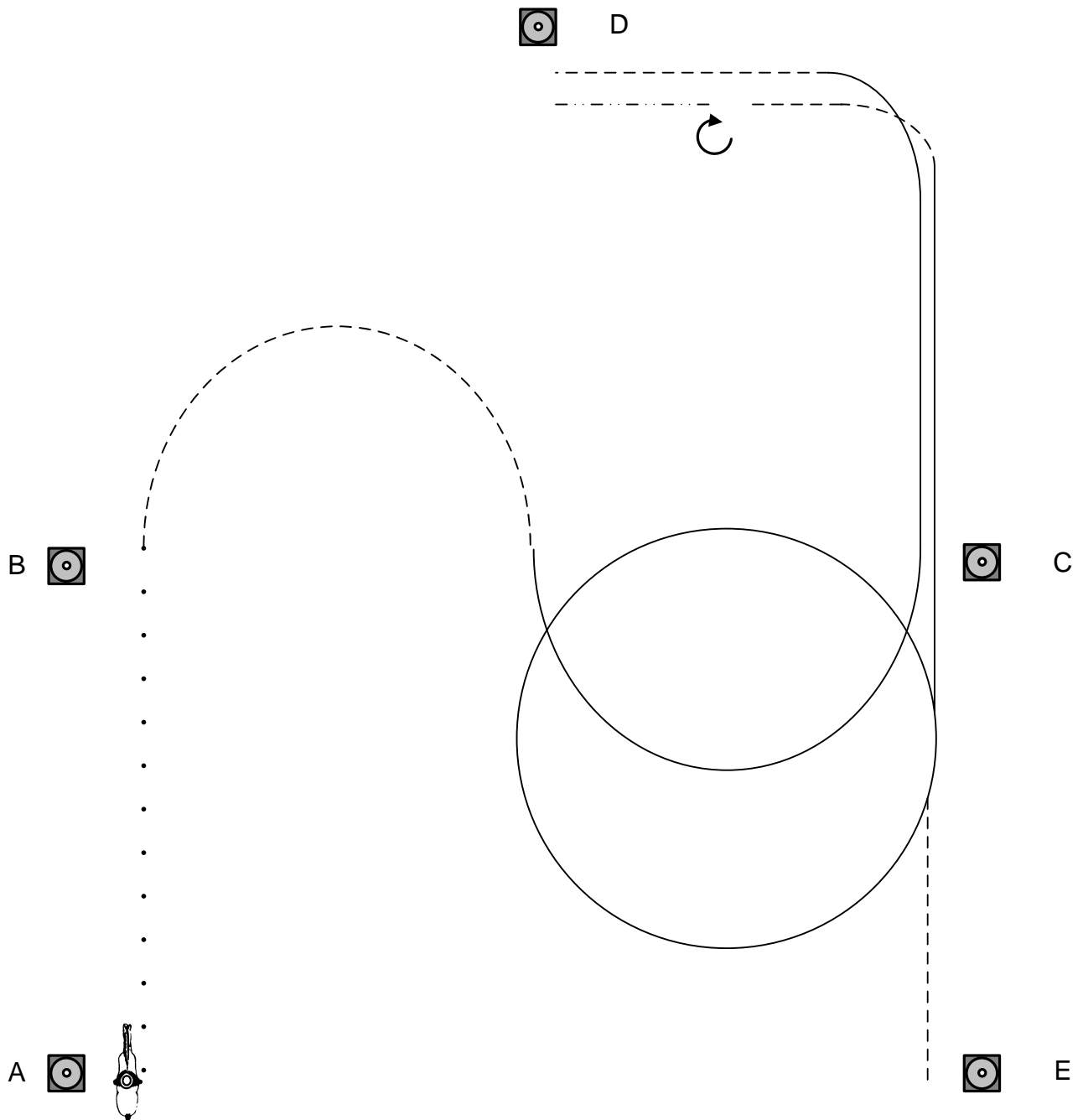
Be ready at A

1. Turn and trot to B
2. At B stop and backup
3. Turn a little over $\frac{3}{4}$ to the left on front legs
4. Canter left lead and between C and D lead change
5. At E stop and turn right on hind leg
6. Trot and jog circle between C and B
7. at B stop

- • • Walk
- - - Jog
- Lope
- . - . Backup

Hunt Seat Equitation Beginners

AVS Western Riding Cup 2017



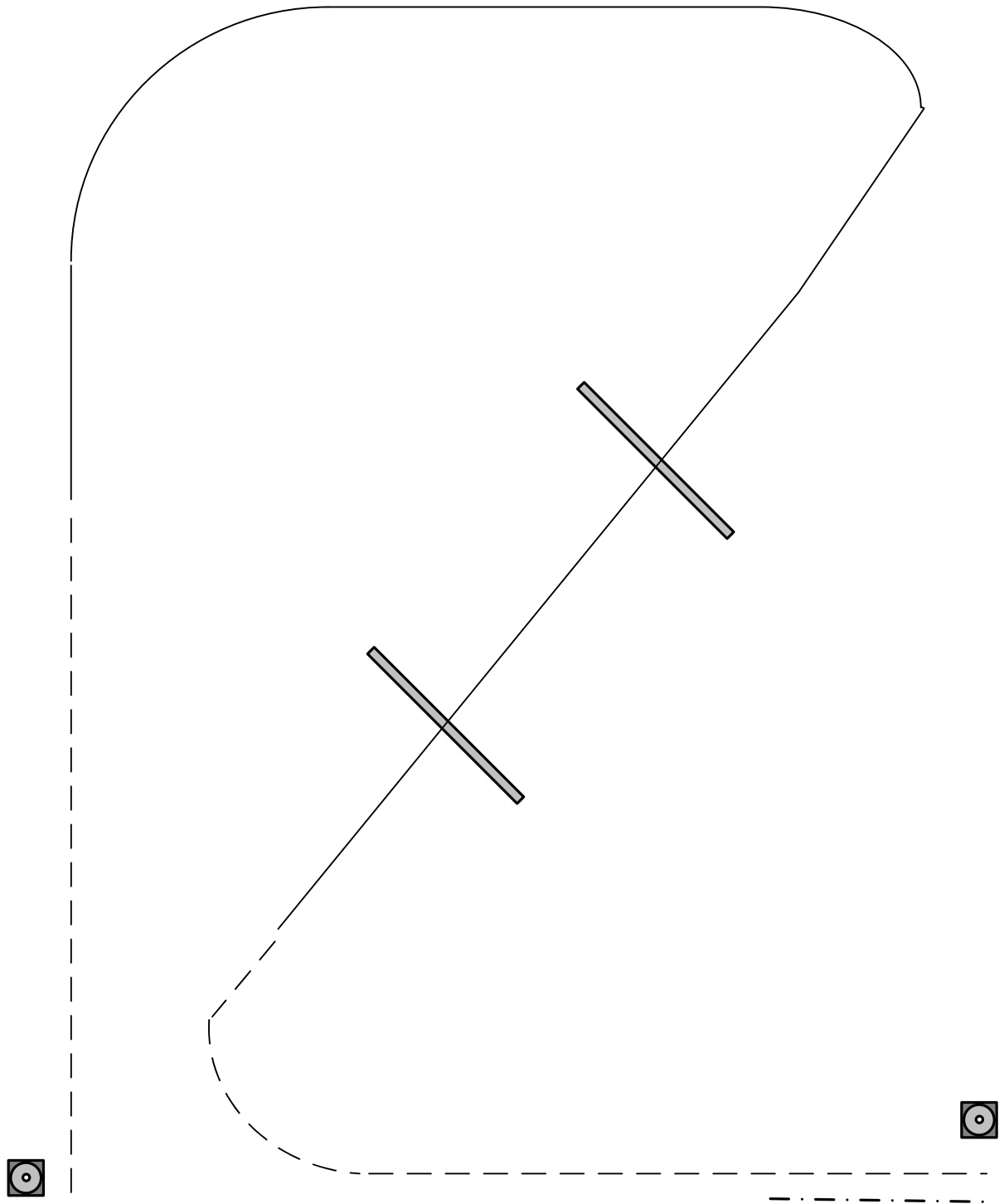
Be ready at A

1. Walk to B
2. At B trot half circle
3. Between B and C canter left lead, before D trot
4. At D stop and backup one horselength
5. Turn right
6. Trot and in corner canter right lead
7. Between C and E circle in canter
8. After circle trot to E and stop

- • • Walk
- - - Jog
- — — Lope
- · - · - Backup

Hunter Hack

AVS Western Riding Cup 2017



1. Jog
2. Lope
3. Jump 1
4. Jump 2
5. Jog to B
6. Stop and backup

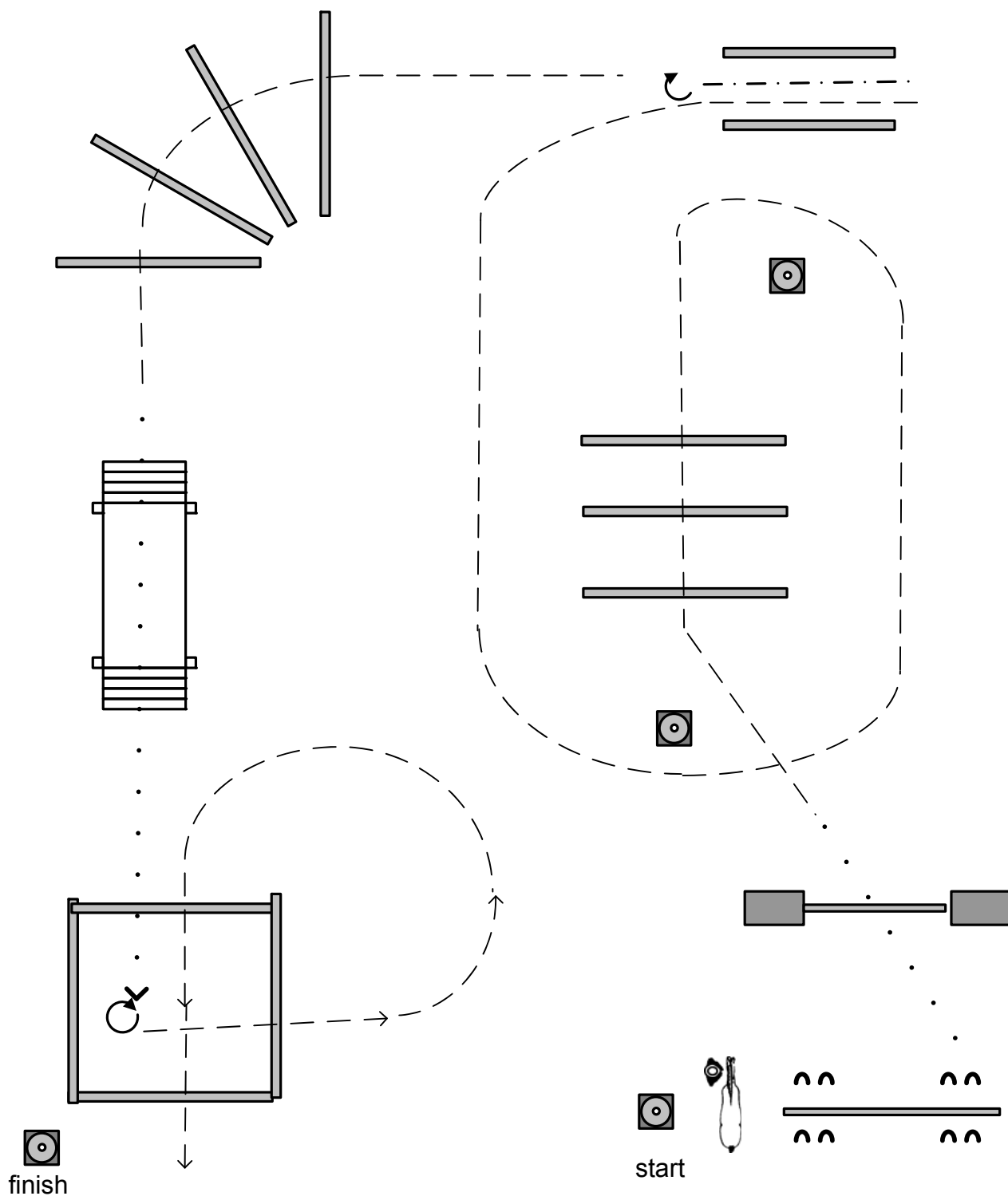
- • • Walk
- - - Jog
- Lope
- · - · Backup
- ↻ Turn
- › › Sidepass

IN HAND TRAIL Amateur/Open

AVS Western Riding Cup 2017



D.A.W.R.A.
Dutch Arabian Western Riding Association

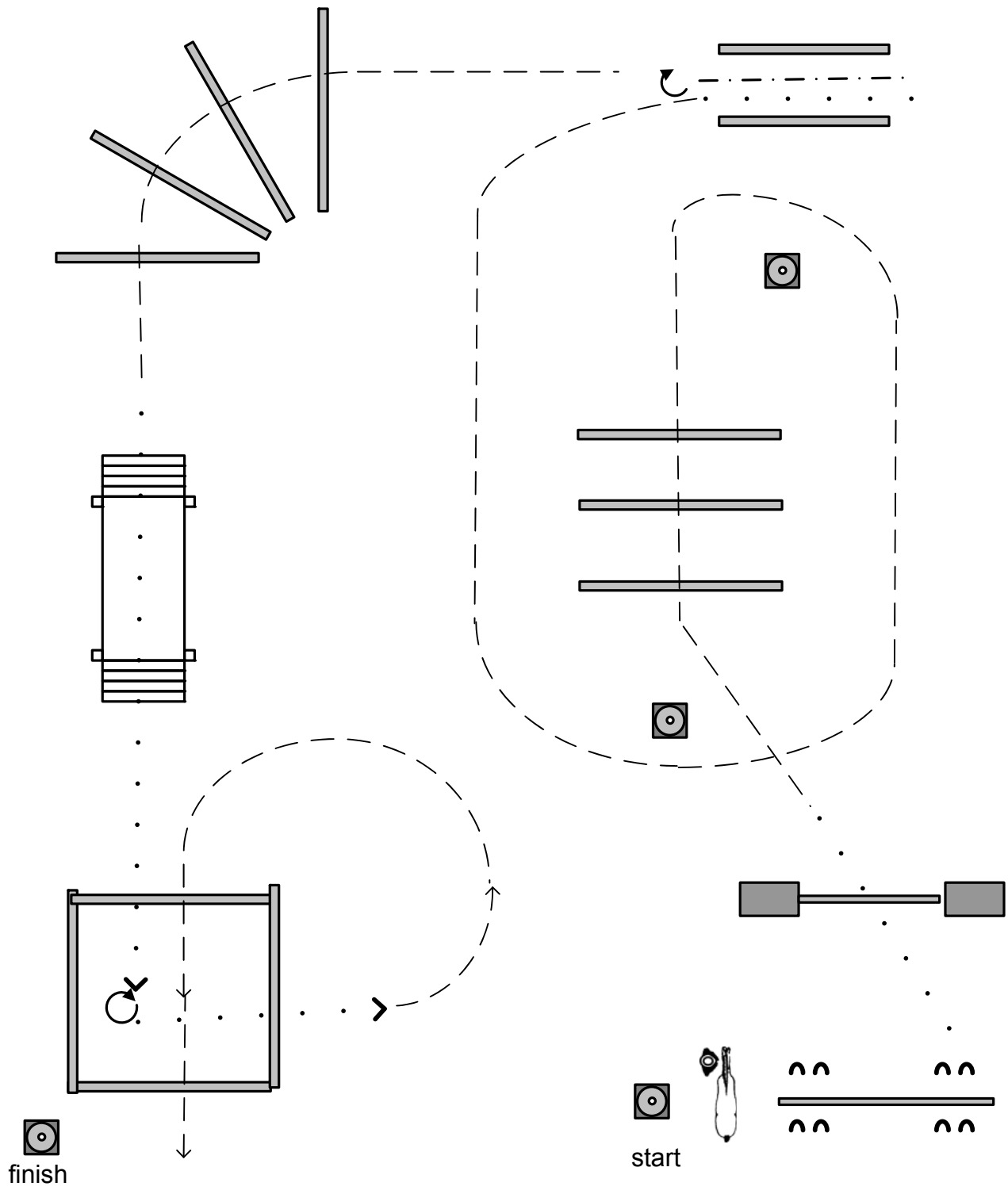


1. Sidepass over pole, walk to gate
2. Work gate
3. Jog over poles and around cones
4. Jog in shute, backup and turn
5. Jog over poles
6. Walk over bridge
7. Walk in square, stop and turn,
8. Jog out then jog circle, back through square to finish

- • • Walk
- - - Jog
- Lope
- · - · Backup
- ↻ Turn
- ⋈ ⋈ Sidepass

IN HAND TRAIL Beginners

AVS Western Riding Cup 2017

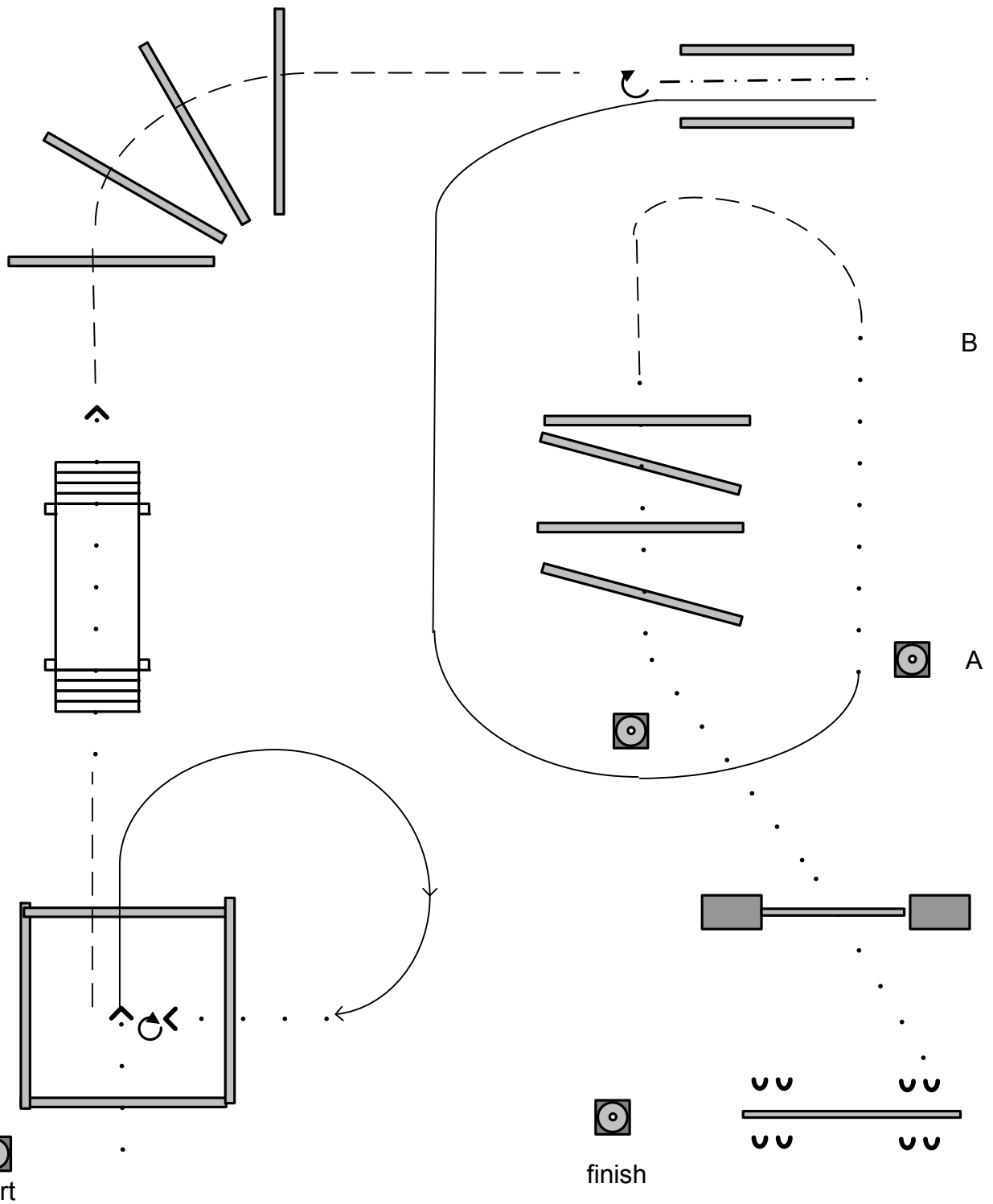


1. Sidepass over pole, walk to gate
2. Work gate
3. Jog over poles and around cones
4. Walk in shute, backup and turn
5. Jog over poles
6. Walk over bridge
7. Walk in square, stop and turn,
8. Walk out then jog circle, jog through square to finish

- • • Walk
- Jog
- ==== Lope
- · - · Backup
- ↻ Turn
- } } Sidepass

RANCH TRAIL Amateur/Open

AVS Western Riding Cup 2017

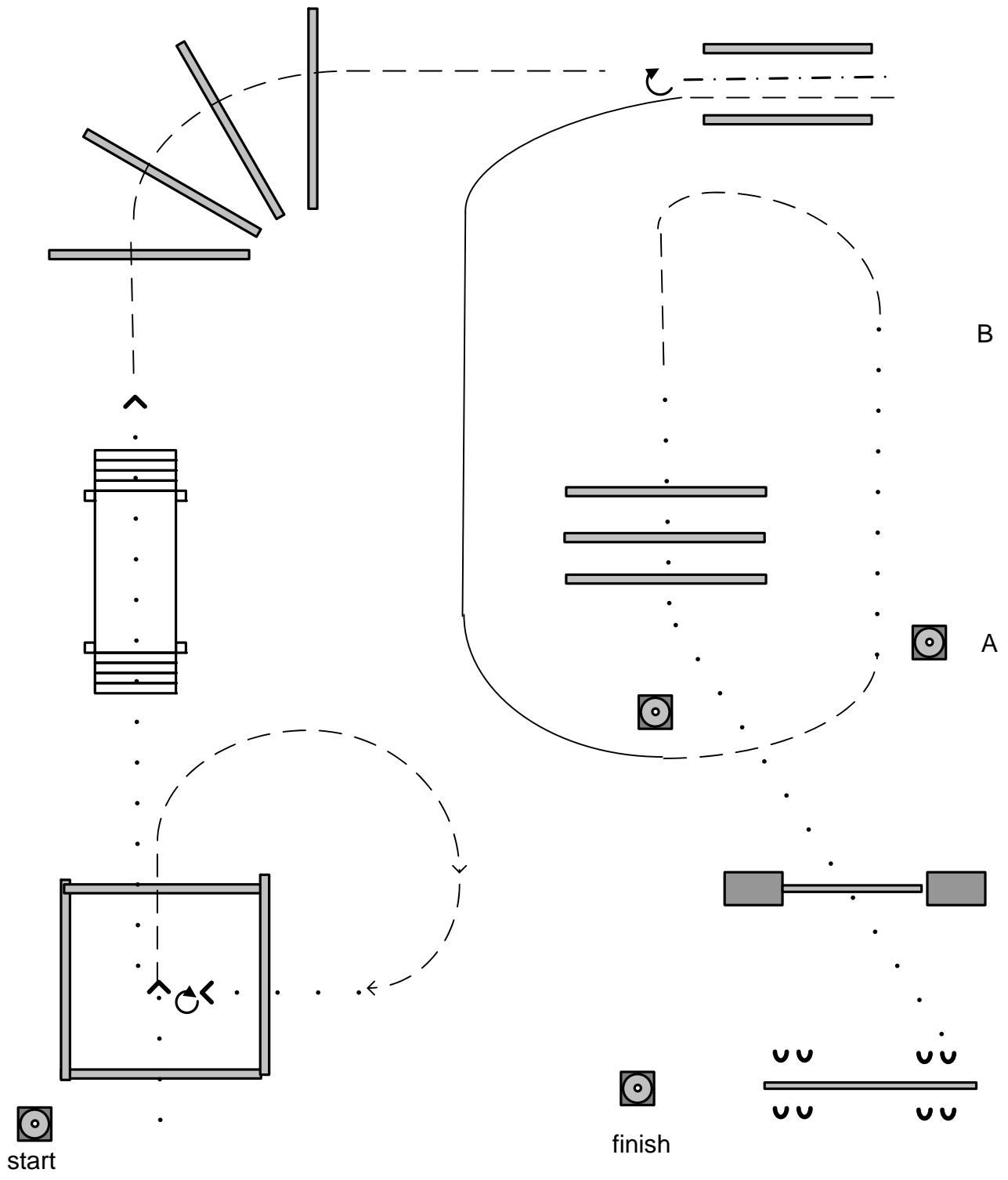


1. Walk in square, lope out and circle, walk back in square and stop
2. Turn 1/4 and jog out
3. Walk over bridge
4. Jog over poles
5. Turn and backup in shute
6. Lope out of shute and then lope to cone
7. Stop at A, drag cone in walk to B, then jog
8. Back to walk and walk over poles
9. Work gate and sidepass over pole to finish

• • •	Walk
— — —	Jog
————	Lope
- · - · - ·	Backup
↻	Turn
› ›	Sidepass

RANCH TRAIL Beginners

AVS Western Riding Cup 2017



1. Walk in square, jog out and circle, walk back in square and stop
2. Turn 1¼ and walk out
3. Walk over bridge
4. Jog over poles
5. Turn and backup in shute
6. Jog out of shute and then lope to cone
7. Back to jog, then walk and drag cone from A to B
8. Jog and then walk over poles
9. Work gate and sidepass over pole to finish

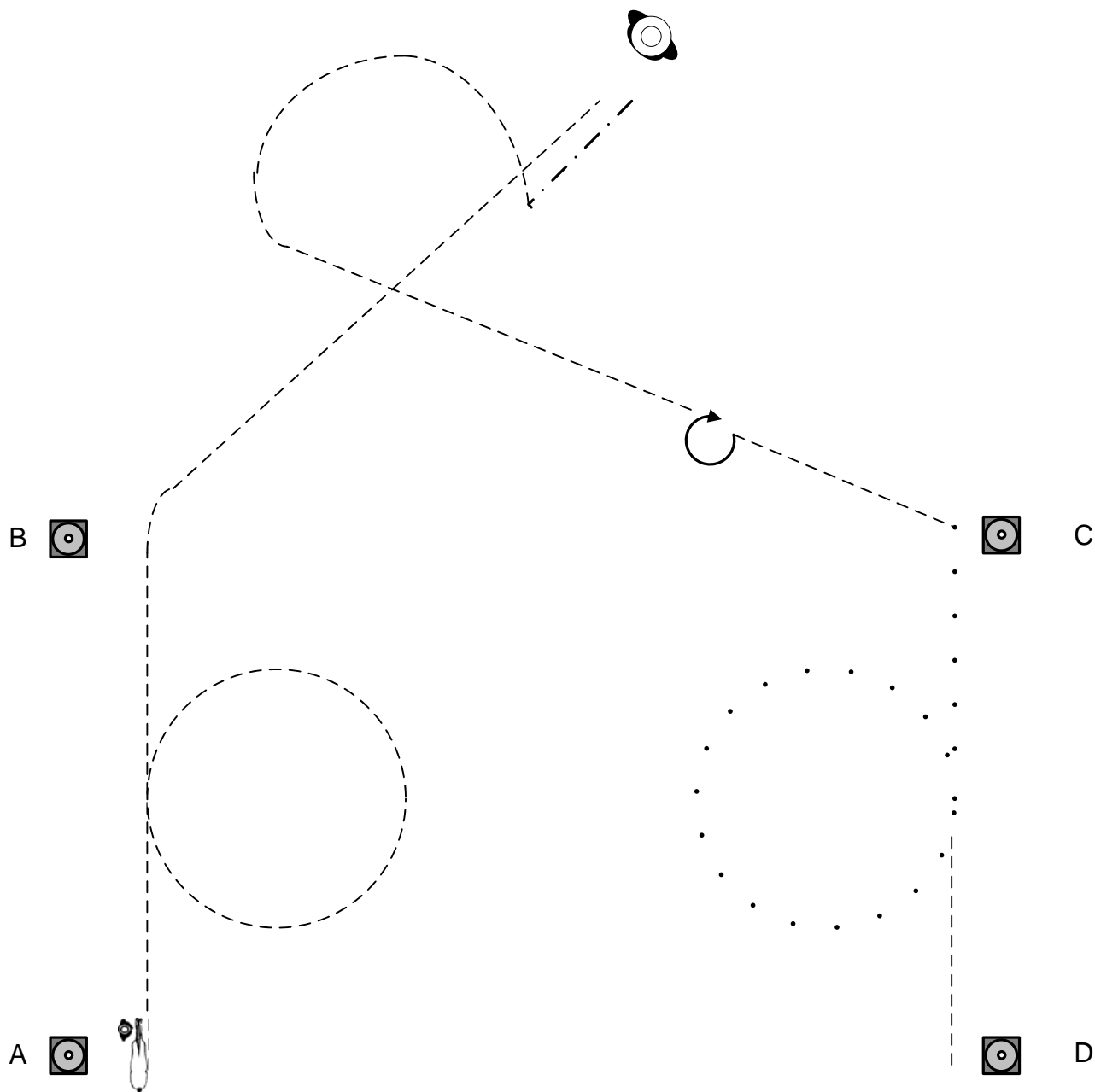
- • • Walk
- - - Jog
- — — Lope
- · - · - Backup
- ↻ Turn
- › › Sidepass

Showmanship Amateur/Open

AVS Western Riding Cup 2017



D.A.W.R.A.
Dutch Arabian Western Riding Association



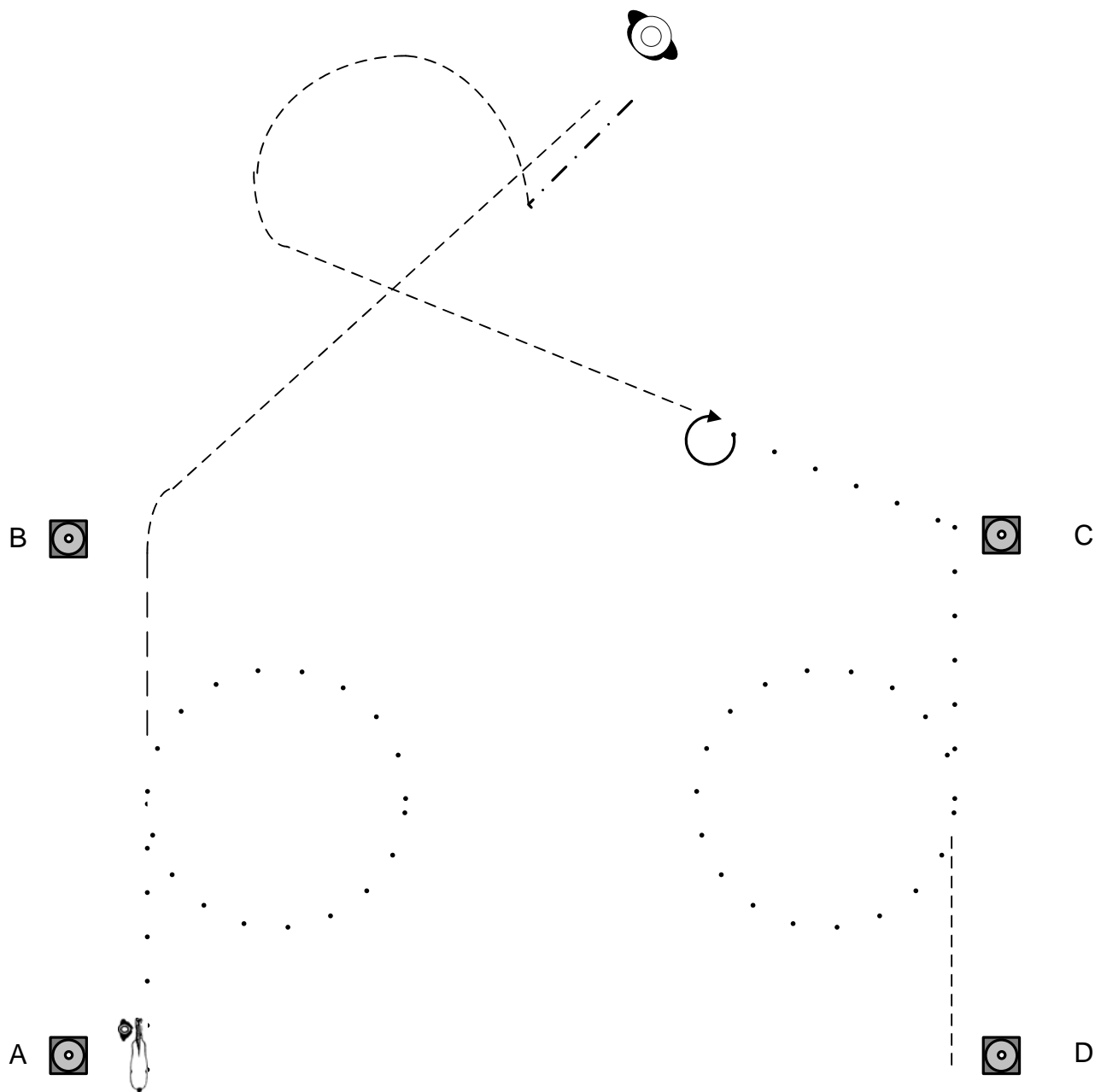
Be ready at A

1. Start in jog and jog circle between A and B
2. Jog to Judge and set up for inspection
3. Backup one horselength and jog $\frac{3}{4}$ circle
4. Before C stop and turn then jog again
5. At C walk
6. Between C and D walk circle
7. Jog to D and stop

• • • **Walk**
- - - **Jog**
— — — **Lope**
- . - . . **Backup**

Showmanship Beginners

AVS Western Riding Cup 2017



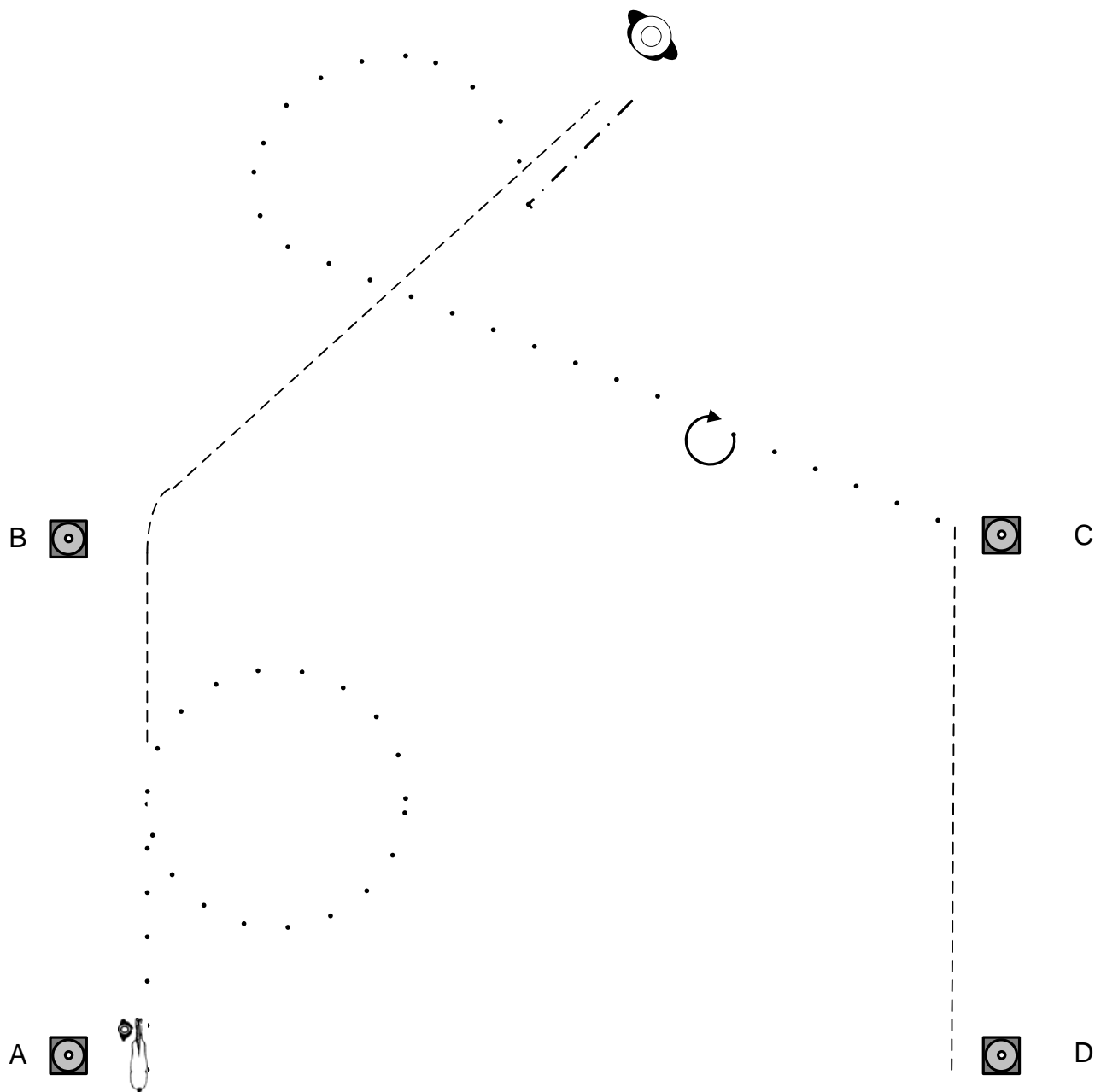
Be ready at A

1. Start in walk and walk circle between A and B
2. Jog to Judge and set up for inspection
3. Backup one horselength and jog $\frac{3}{4}$ circle
4. Before C stop and turn then walk
5. Between C and D walk circle
6. Jog to D and stop

• • • Walk
- - - Jog
———— Lope
- · - · Backup

Showmanship Walk & Jog

AVS Western Riding Cup 2017



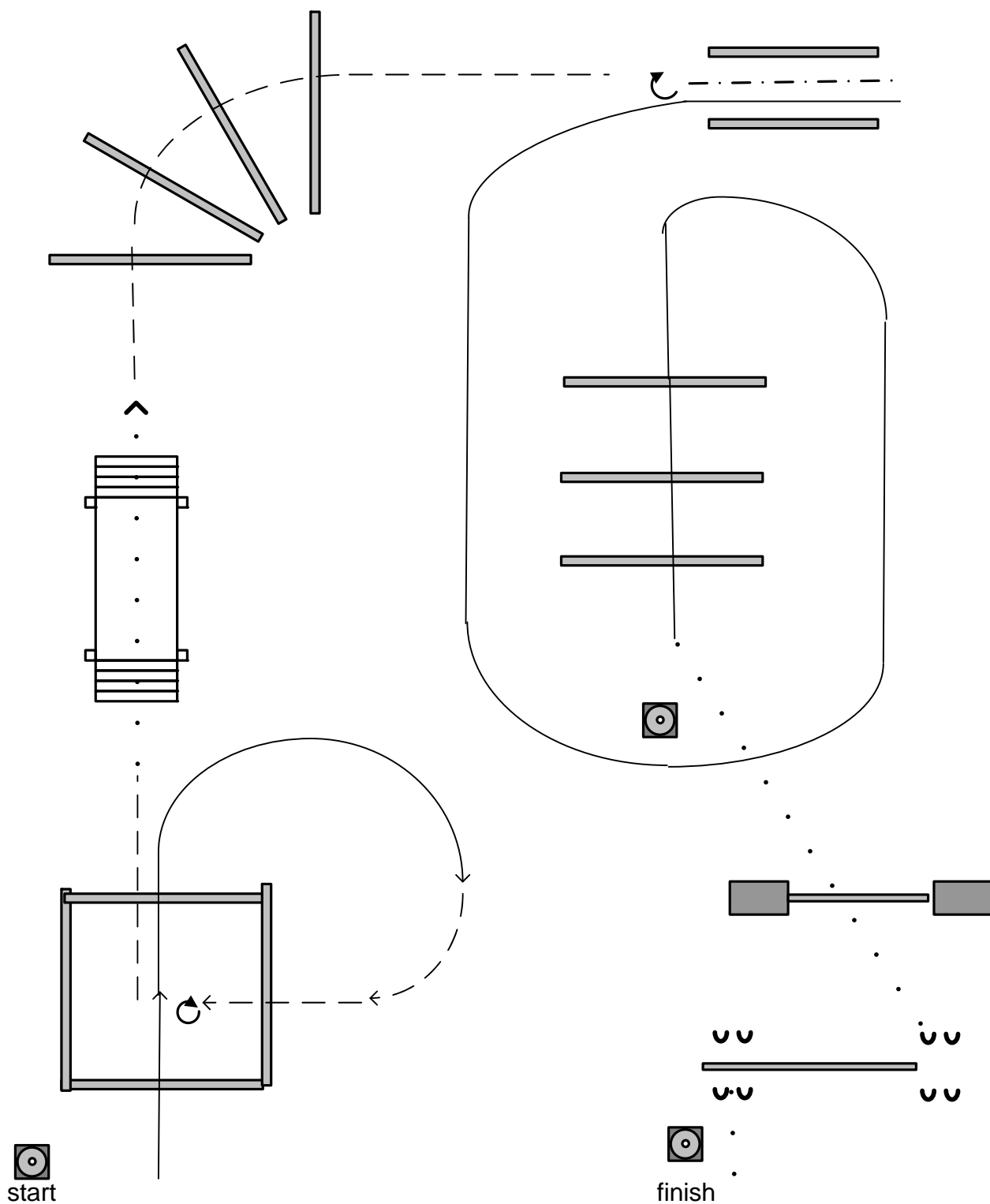
Be ready at A

1. Start in walk and walk circle between A and B
2. Jog to Judge and set up for inspection
3. Backup one horselength and walk $\frac{3}{4}$ circle
4. Before C stop and turn then walk
5. At C jog to D
6. At D stop

• • • Walk
- - - Jog
———— Lope
- · - · Backup

TRAIL Amateur/Open

AVS Western Riding Cup 2017

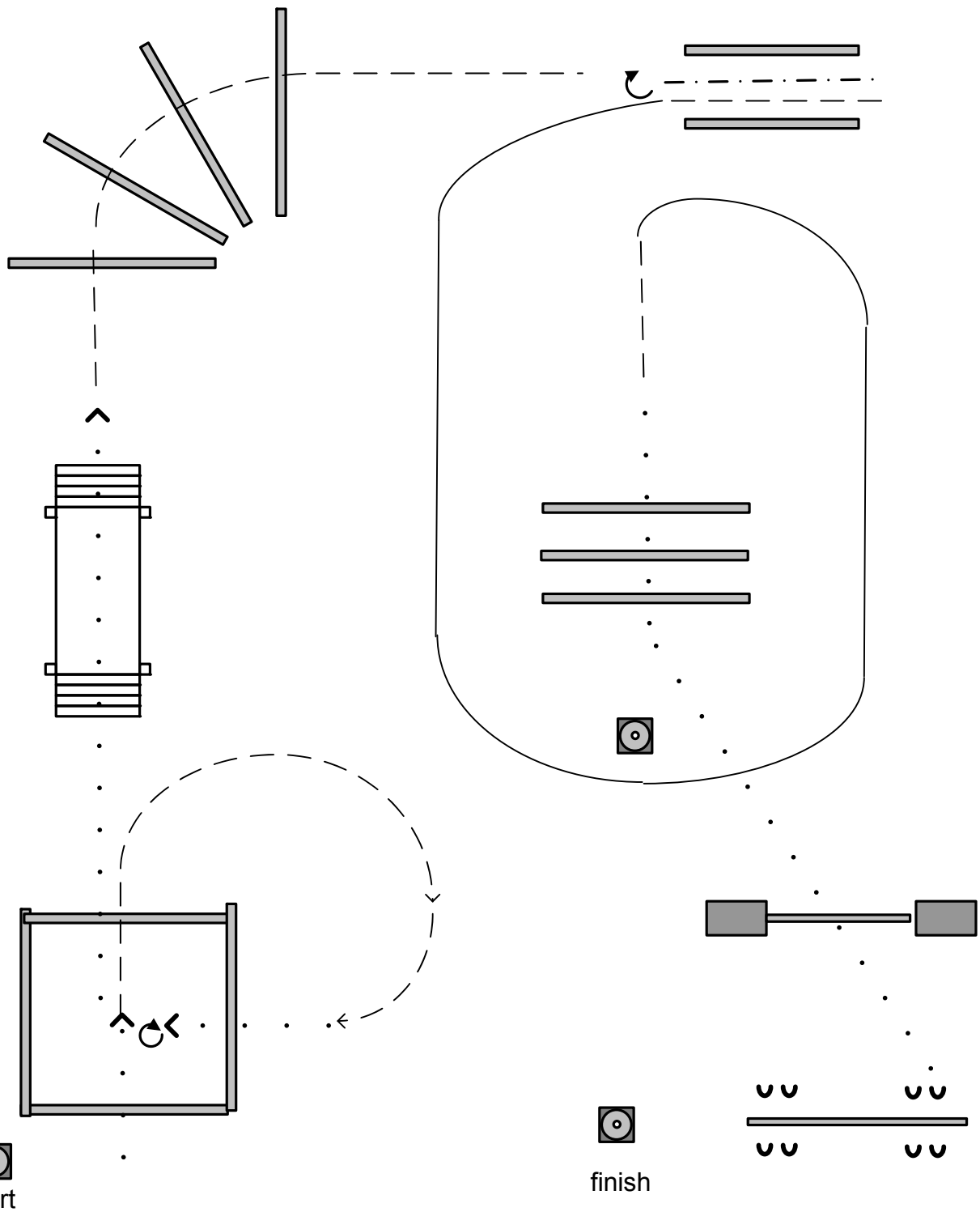


1. Lope through square, lope circle, jog back in square and stop
2. Turn 1¼ and jog out
3. Walk over bridge
4. Jog over poles
5. Turn and backup in shute
6. Lope out of shute and lope around cone
7. Lope over poles then walk
8. Work gate
9. Sidepass over pole and walk over pole to finish

- • • Walk
- - - Jog
- Lope
- · - · Backup
- ↻ Turn
- › › Sidepass

TRAIL Beginners

AVS Western Riding Cup 2017

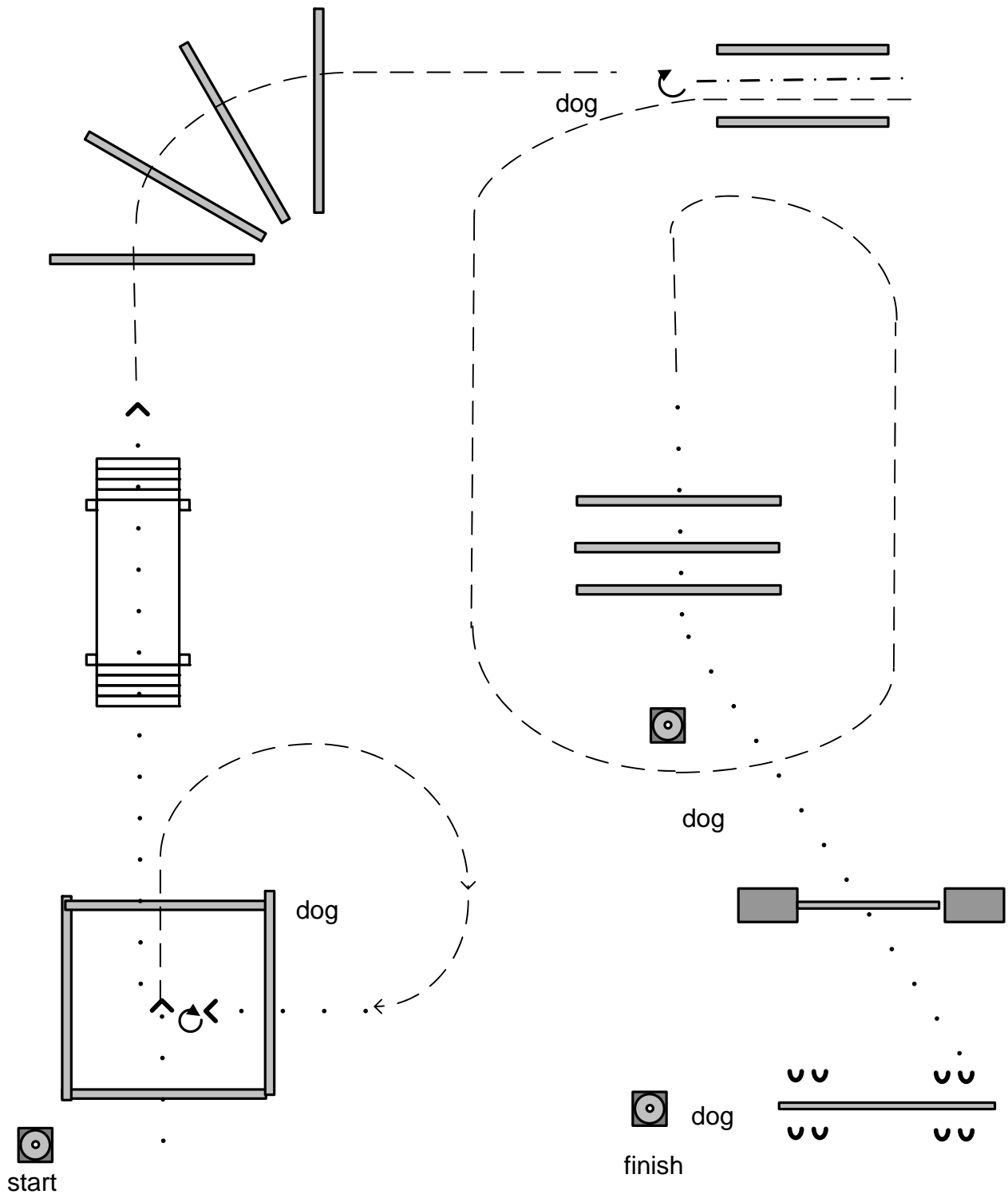


1. Walk in square, jog out and circle, walk back in square and stop
2. Turn 1¼ and walk out
3. Walk over bridge
4. Jog over poles
5. Turn and backup in shute
6. Jog out of shute and then lope around cone
7. Back to jog, then walk over poles
8. Work gate
9. Sidepass over pole to finish

- • • Walk
- — — Jog
- Lope
- · - · - Backup
- ↻ Turn
- › › Sidepass

HORSE & DOG TRAIL

AVS Western Riding Cup 2017



See description

- • • Walk
- - - Jog
- Lope
- · - · Backup
- ↻ Turn
- } } Sidepass

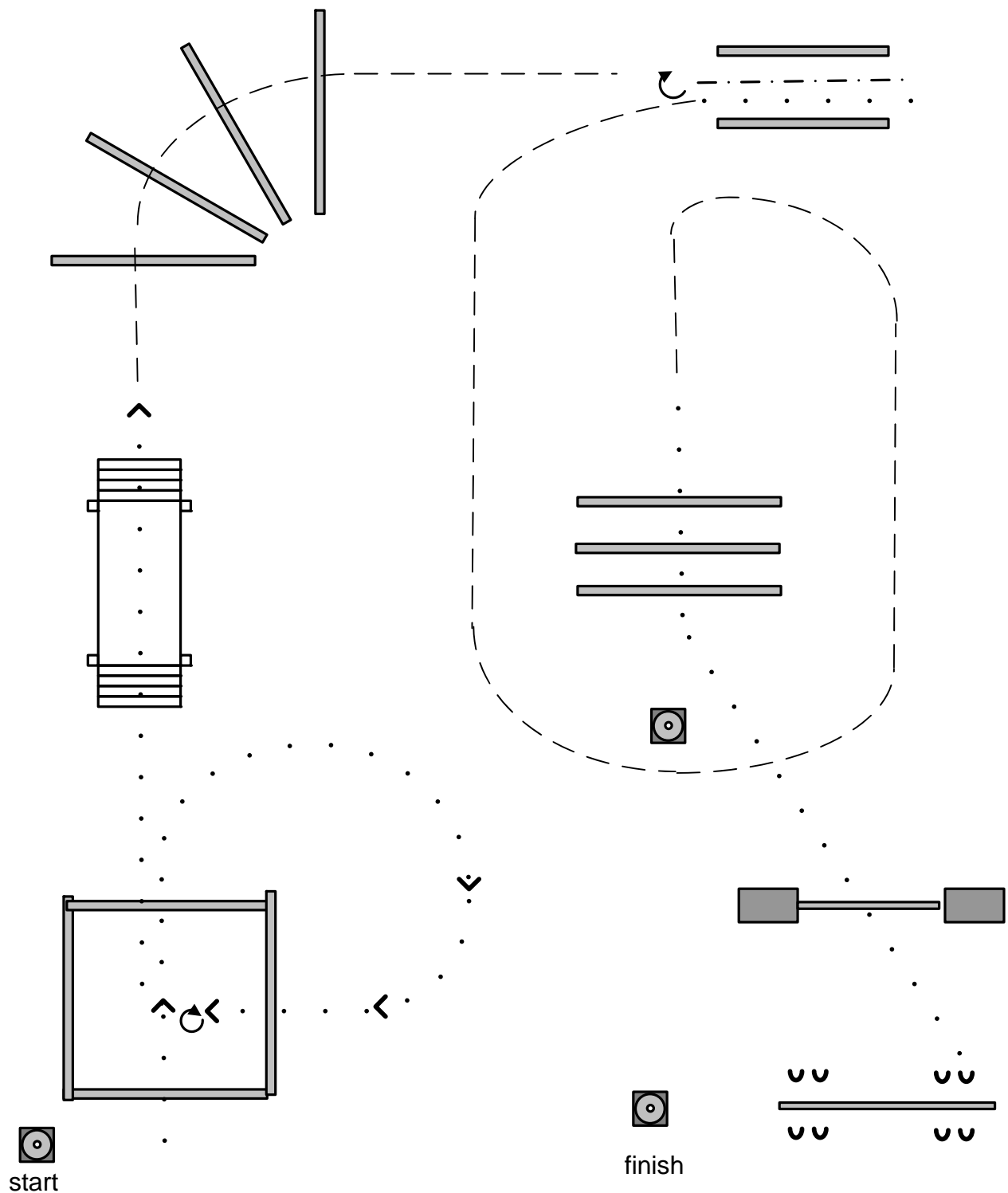


HORSE & DOG TRAIL AVS Western Riding Cup 2017

- 1 Walk in square together
Jog out together and jog circle
- 2 Dog: sit
Rider: walk in square, turn 1¼ and walk out
- 3 Rider: walk over bridge
Dog: follow over bridge
- 4 Jog over poles together
- 5 Dog: sit
Rider: turn and back up
- 6 Rider: jog out
Dog: follow
- 7 Walk over poles together
- 8 Dog: lie down at cone
Rider: Work gate
Dog: follow and walk under gate
- 9 Dog: sit at finish
Rider: sidepass over pole to finish

TRAIL Walk & Jog

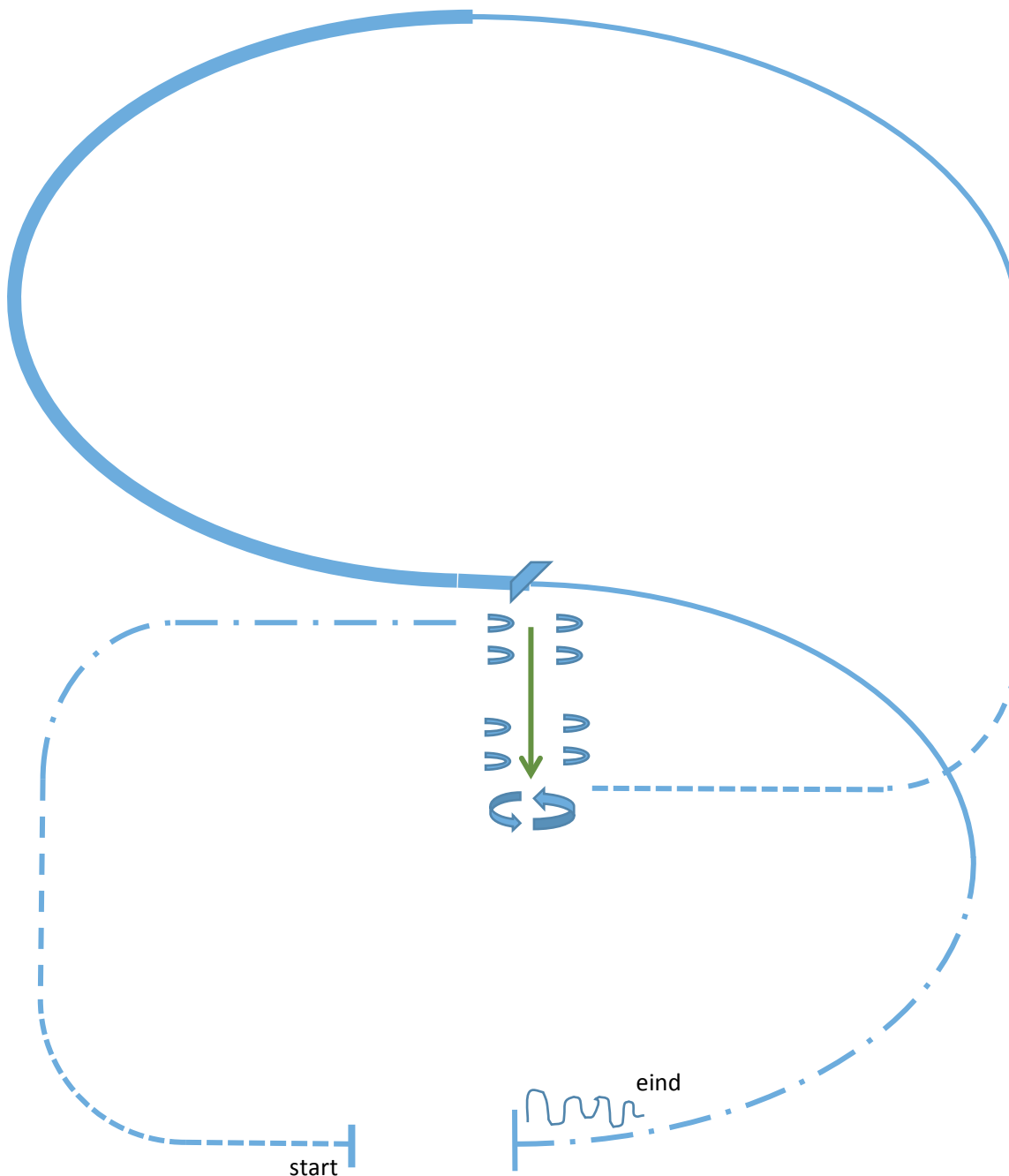
AVS Western Riding Cup 2017



1. Walk through square, walk circle, walk back in square and stop
2. Turn 1¼ and walk out
3. Walk over bridge
4. Jog over poles
5. Turn and backup in shute
6. Walk out of shute and then jog around cone
7. Back to walk and walk over poles
8. Work gate (open don't close)
9. Sidepass over pole to finish

- • • Walk
- - - Jog
- — — Lope
- · - · - Backup
- ↻ Turn
- › › Sidepass

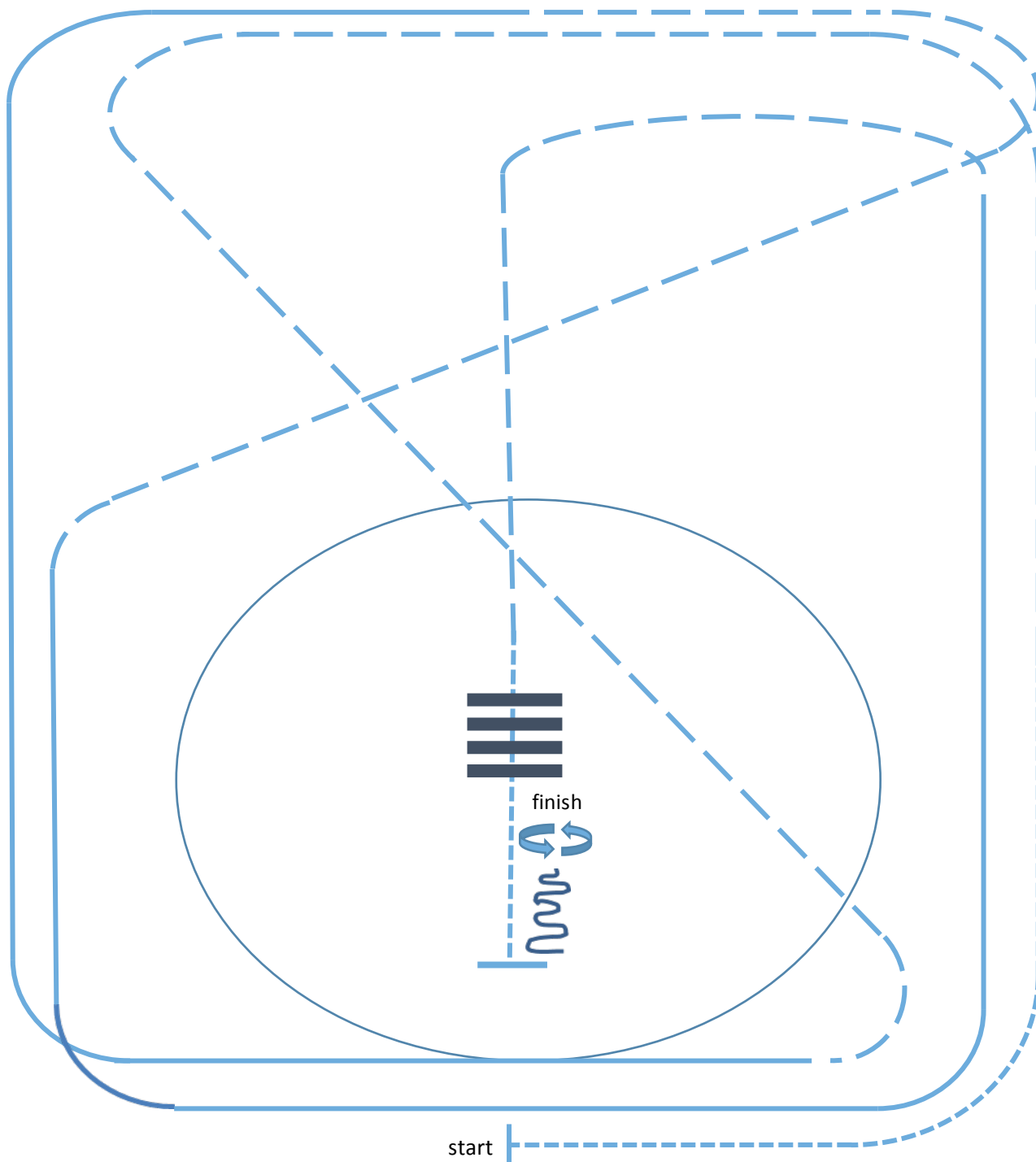
RANCH RIDING Amateurs & Open - 3
 (bestemd voor arena's van minimaal 20x40 meter)



- | | | |
|---|-------------------------|----------------------|
| 1. Walk | 6. Walk | 12. Ext. Trot |
| 2. Trot | 7. Trot | 13. Stop and back up |
| 3. Ext. trot to center | 8. Lope left lead | |
| 4. Stop Sidepass right | 9. Ext. lope left lead. | |
| 5. Turn 360 each direction (either way first) | 10. Change leads | |
| | 11. Lope right lead | |

	Back
	Lope
	Ext. lope
	Trot
	Ex. trot
	Walk
	Change

RANCH RIDING Beginners - 16
 (bestemd voor arena's van minimaal 20x40 meter)



- | | |
|--------------------|------------------------|
| 1. Walk | 7. Walk |
| 2. Trot | 8. Walk over |
| 3. Lope right lead | 9. Stop, back up |
| 4. Trot | 10. Turn left 180 gr. |
| 5. Lope left lead | 11. Turn right 180 gr. |
| 6. Trot | |

	Back
	Lope
	Ext.
	Lope
	Ex. trot
	Walk
	Change

VERSATILE HORSE Amateurs - 4

(bestemd voor arena's van 20x40 meter)

A. Trail gedeelte

1. Openen, doorheen rijden en sluiten van een hek.
2. Back up figuur-8 rondom pionnen: eerst rond de onderste, dan rond de bovenste.
3. In jog tussen de pionnen door, jog over de balken, aangelopperen vóór de bocht.

B. Western Riding gedeelte

4. 2 vliegende lead changes in de oversteek.

C. Pleasure gedeelte

5. Op de korte zijde afwenden, ter hoogte van de eerste pion overgang naar jog, middellijn volgen tot de tegenoverliggende korte zijde, naar rechts afwenden, hoefslag volgen, bij midden-pion afwenden naar rechts, stop op midden van de arena.

D. Reining gedeelte

6. 2 spins naar rechts.
7. In lope right lead 2 cirkels naar rechts, 1^e cirkel groot en snel, 2^e cirkel klein en langzaam, stop op midden.
8. 2 spins naar links.
9. In lope left lead 1¾ cirkels naar links, 1^e cirkel klein en langzaam, 2^e cirkel niet sluiten maar maak een rundown tot na de middenpion, rollback naar rechts (minstens 3 meter van de rand verwijderd).
10. Begin een cirkel naar rechts, sluit deze cirkel niet maar maak een rundown, gevolgd door een stop tussen de midden- en eindpion, back up minstens 3 meter. In walk naar de jury voor inspectie.



WESTERN RIDING Amateurs - 1

Markeringen: o
 Walk:
 Jog: - - - - -
 Lope: _____
 Lead change: ████████
 Back up: ^/\/\//\//\//\

1. Walk en jog over de balk.
2. Overgang naar lope left lead en galoppeer rond einde van de arena.
3. Eerste lead change op de lijn.
4. Tweede lead change op de lijn en galoppeer rond einde van de arena.
5. Eerste lead change in de oversteek.
6. Tweede lead change in de oversteek.
7. Lope over de balk.
8. Derde lead change in de oversteek.
9. Vierde lead change in de oversteek.
10. Lope over de middellijn naar het midden van de arena, stop en back up.

